

Marine Corps Base Quantico
 Crossroads of the Marine Corps
 2015 Annual Drinking Water Quality Report
 Mainside Water System PWSID 6153675



Introduction

Marine Corps Base Quantico G-5, Installation and Environment Division, is pleased to present the Base's Mainside Annual Water Quality Report for 2015. This report is designed to inform you about the quality of water and services we deliver to you every day.

Our constant goal is to provide you, the consumer, with a safe and dependable supply of drinking water.

We are committed to ensuring the quality of your water. To help us meet this goal, we have established a Water Quality Response Team. Personnel from the Base Naval Health Clinic join with our Physical Science Technician, to respond to customer concerns and water quality questions. Together, they have the resources to test the chemical and bacteriological quality at the consumers tap.

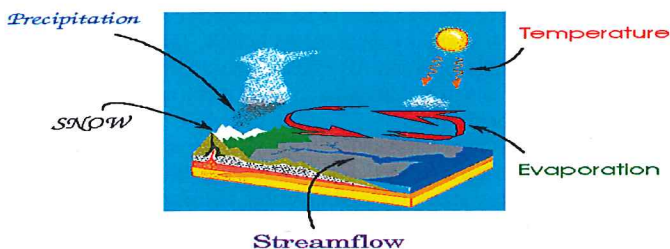
Our Mainside water (PWSID No. 6153675) comes from protected surface water sources. The water is processed at the Mainside Water Treatment Plant.

Summary



The Mainside Water Treatment Plant routinely monitors for constituents in your drinking water according to State and Federal laws. This report shows the results of our monitoring for the period January 1 through December 31, 2015.

The sources of drinking water (both tap water and bottled water) include rivers, lakes, streams, ponds, reservoirs, springs, and wells. As water travels over the surface of the land or through the ground, it dissolves naturally



occurring minerals and in some cases radioactive material and can pick up substances resulting from the presence of animals or from human activity.

Contaminants that may be present in source water include:

- i. *microbial contaminants*, such as viruses and bacteria, which may come from sewage treatment plants, septic systems, agricultural livestock operations, and wildlife.
- ii. *inorganic contaminants*, such as salts and metals, which can be naturally occurring or result from urban stormwater runoff, industrial or domestic wastewater discharges, oil and gas production, mining, or farming.
- iii. *pesticides and herbicides*, which may come from a variety of sources such as agriculture, urban stormwater runoff, and residential uses.
- iv. *organic chemical contaminants*, including synthetic and volatile organic chemicals, which are byproducts of industrial processes and petroleum production, and can also come from gas stations, urban stormwater runoff, and septic systems.
- v. *radioactive contaminants*, which can be naturally occurring or be the result of oil and gas production and mining activities.

In order to ensure that tap water is safe to drink, USEPA prescribes regulations that limit the amount of certain contaminants in water provided by public water systems. U.S. Food and Drug Administration (FDA) regulations establish limits for contaminants in bottled water.

Drinking water, including bottled water, may reasonably be expected to contain at least a small amount of some contaminants. The presence of contaminants does not necessarily indicate that the water poses a health risk. More information about drinking water contaminants and potential health effects can be obtained by calling the USEPA's Safe Drinking water Hotline at 1-800-426-4791 or visiting their website at

<http://water.epa.gov/drink/index.cfm>.


The Facts

This report contains information on all regulated contaminants found in your drinking water. Additionally, over 85 water tests are performed for a variety of contaminants not found in the water delivered to the Base.

An explanation of the results is included in a data table at the end of this report.

Maximum Contaminant Levels (MCL's) are set at very stringent levels by the USEPA. In developing the standards USEPA assumes that the average adult drinks 2 liters of water each day throughout a 70-year life span. USEPA generally sets MCL's at levels that will result in no adverse health effects for some contaminants or a one-in-ten-thousand to one-in-a-million chance of having the described health effect for other contaminants.

The VDH conducted a source water assessment in 2002. The purpose was to determine the relative susceptibility of the source water to activities in the watershed. Our source water was calculated to have a high susceptibility to contamination due to ongoing Base activities. There was no evidence of contamination of the water source in any of our testing.



Microbial Analysis

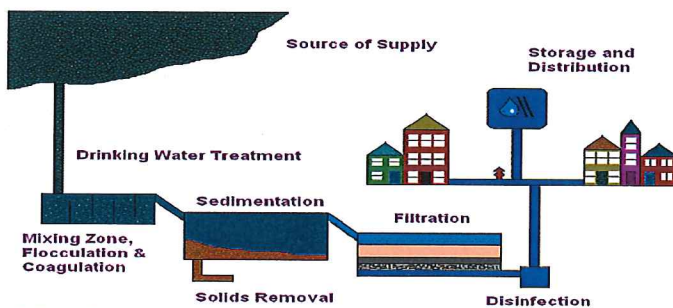
Total Coliform: *Coliforms* are bacteria that are present naturally in the environment and are used as an indicator that other, potentially harmful bacteria, may be present. When Coliform bacteria are found, special follow-up tests are done to determine if harmful bacteria are present in the water supply. If the limit is exceeded, the

water supplier must notify the public by newspaper, radio, or television. In March 2015 there was a Total Coliform Rule exceedance; meaning Total Coliforms were present in more than 1 sample for the month. Repeat samples were taken to ensure compliance and the Quantico Water Treatment Plant is currently and has been in compliance with no Total Coliforms detected. Coliforms are bacteria that are naturally present in the environment and are used as an indicator that other, potentially-harmful, bacteria may be present. Coliforms were found in more samples than allowed and this was a warning of potential problems.

Disinfection By-products

During May 2015 the 12-month average monitoring for Haloacetic Acids (HAA5) revealed an exceedance of 0.007 mg/L over the Primary Maximum Contaminant Level (MCL) of 0.060 mg/L. Some people who drink water containing HAA5 in excess of the MCL over many years may have an increased risk of getting cancer. To maintain acceptable levels of HAA5, we are implementing all sampling requirements in accordance with regulations and conducting a comprehensive flushing protocol of our water distribution system along with an improved operational contingency plan.

The required combined filter monitoring was not completed between October 15, 2015 and November 20, 2015 due to a sample pump failure. The pump was replaced on November 20, 2015 and monitoring resumed. Compliance has been achieved since the pump replacement.



©1999 Robin Catala

The Distribution System

We encourage our customers to contact us to report their observations. At that time, we will visit the site and determine if we need to run additional tests. If you have any questions about this report or concerning your water utility, please contact Mr. Nick Van Meter, Utilities Manager at (703) 784-2246.

Should Some People Take Special Precautions?

Some people may be more vulnerable to contaminants in drinking water than the general population. Immune system compromised persons such as persons with cancer undergoing chemotherapy, people who have undergone organ transplants, people with HIV/AIDS or other immune system disorders, some elderly and infants can be partially at risk from infections. These people should seek advice about drinking water from their health care providers. USEPA/CDC guidelines on appropriate means to lessen the risk of infection by cryptosporidium and other microbiological contaminants are available from the USEPA Safe Drinking Water Hotline at 1-800-426-4791. We constantly monitor the water supply for various contaminants. **We strongly recommend that our customers not use water from the hot water tap for consumption.** Any contaminants found in the water may accumulate in the hot water tank. This would be true anywhere, regardless of the water source. This does not mean that there is anything wrong with our drinking water. All water tests are conducted on water from the cold-water tap. Our concern is that the water quality is unknown when water from the hot-water tap is consumed. We believe you are better served by heating cold-water for this purpose.

We failed to conduct the routine metals testing for calendar year 2015 causing a violation; a metals sample was collect April 21, 2016 and the results were received May 9, 2016. The Mainside Water System is now in compliance.

Lead and Copper

During August and September 2015, the Base completed testing for Lead and Copper in the distribution system. Samples from thirty sites were tested according to an approved sampling plan. More information about drinking water contaminants and potential health effects can be obtained by calling the USEPA's Safe Drinking Water Hotline at 1-800-426-4791 or visiting their website at <http://water.epa.gov/drink/index.cfm>. If present, elevated levels of lead can cause serious health problems, especially for pregnant women and young children. Lead in drinking water is primarily from materials and components



associated with service lines and home plumbing. Marine Corps Base Quantico is responsible for providing high quality drinking water, but cannot control the variety of materials used in plumbing components. *When your water has been sitting for several hours, you can minimize the potential for lead exposure by flushing your tap for 15 to 30 seconds, until it becomes cold or reaches a steady temperature before using the water for drinking or cooking.* If you are concerned about lead in your water, you may wish to have your water tested. Information on lead in drinking water, testing methods, and steps you can take to minimize exposure is available from the USEPA's Safe Drinking Water Hotline at 1-800-426-4791 or visit <http://water.epa.gov/safewater/lead>.

Additional Tests and Monitoring Unregulated Contaminant Monitoring Rule 3 (UCMR3)

The Safe Drinking Water Act (SDWA), as amended in 1996, requires the USEPA to establish criteria for a program to monitor unregulated contaminant and publish a list of contaminants to be monitored every five years. USEPA published the first set of contaminants in 1999. This final regulation meets the Safe Drinking Water Act (SDWA) requirement by publishing the next set of unregulated contaminants to be monitored and the requirements for such monitoring.

Implementation of this final rule benefits the environment by providing USEPA and other interested parties with scientifically valid data on the occurrence of the contaminants in drinking water; thereby, permitting the assessment of the population potentially being exposed and the levels of exposure. These results are the primary resource of occurrence and provide exposure data for the USEPA to determine whether to regulate these contaminants.

To view Contaminant Candidate List for UCMR3 testing, go to:

<http://water.epa.gov/lawsregs/rulesregs/sdwa/ucmr/ucmr3/index.cfm>

Conclusion

Thank you for allowing us to continue providing your family with clean, quality water this year. In order to maintain a safe and dependable water supply we sometimes need to make improvements that benefits all of our customers.

As announced in the Base newspaper, *The Quantico Sentry*, water mains and fire hydrants are flushed twice a year. This may cause temporary water discoloration. We apologize for any inconvenience. Our goal is to provide water of excellent quality to every customer. We in the Utilities Section, work around the clock to provide top quality water to every tap.

Our customers can help protect themselves and our water system by careful use of this resource, which is the heart of our community, our way of life and our children's future.

Stay Hydrated!

Our energy level is greatly affected by the amount of water we drink. A 5% drop in body fluids will cause a 25-30% loss of energy in the average person.

- If you lose 5% of your body's water, you will likely run a fever.
- If you lose 10% of your body's water, you will have difficulty moving and may not be able to move at all.
- Losing 12% of your body's water can result in death.
- Most people can exist for over 30 days without food, but only 4-7 days without water. Even mild dehydration will slow down metabolism as much as 3%.
- One glass of water will reduce midnight hunger pangs for most people.
- Water leaves the stomach five minutes after consumption.
- Lack of water is one of the primary triggers of daytime fatigue.
- Preliminary research indicates that 8-10 glasses of water a day could significantly ease back and joint pain for up to 80% of sufferers.
- A mere 2% drop in body water can trigger fuzzy, short-term memory, trouble with basic math, and difficulty focusing on the computer screen or on a printed page.



Quantico Marine Corps Base Water Quality Report Mainside 2015

Microbiological Results								MCLG	MCL	No. of Samples Indicating Presence of Bacteria	Highest no.	Number of Monthly Samples	Violation *If yes, month violation occurred	Major source in drinking water.
Total Coliform Bacteria								0	One positive sample per Month	3	NA	15	Yes - March	Naturally present in the environment
Fecal Coliform								0	A routine sample & a repeat sample are coliform positive & one is also fecal coliform.	NA	NA	NA	Yes	Naturally present in the environment
We exceeded Total Coliform Rule in March 2015.														
Primary Regulated Contaminants														
Metals (units)		MCLG	Action Level	90th Percentile	Number of sites tested	No. of Sites Exceeding action level	Range Low to Highest	Violation	Source					
Copper (ppm)		0	1.3ppm	0.628	30	0	0.043 to 1.18 ppm	No	Corrosion of household plumbing systems					
Lead (ppb)		0	15ppb	3.72	30	1	<1.0 to 20.2 ppb	No	Corrosion of household plumbing systems					
The Lead and Copper results are from August and September 2015; next test are to be conducted in June-August 2018.														
Substance (units)		MCLG	MCL	Average	Range Low to High	Violation	Source							
Fluoride (ppm) Results from distribution.		4	4	0.81	0.47-1.30	No	Added to the drinking water to promote dental health; erosion of natural deposits; discharge from fertilizer and aluminum factories.							
Chlorine (ppm) Results from distribution system.		MRDLG=4	MRDL=4	1.51pm	0.15-3.50	No	Added to drinking water as a disinfectant.							
Nitrate-Nitrite (ppm) Sample from entry point.		MCLG	10	One test below detection level	N/A	No	Leaching from septic tanks, fertilizer, erosion of natural deposits.							
Radiological (pCi/L)		MCLG	MCL	Average	Range Low to High	When Tested	Violation	Source						
Gross Beta		0	50*	NA	One test <1.2 pCi/L Below minimum detectable level.	2013	No	Erosion of natural deposits.						
Radium 228		0	5 pCi/L	NA	One test <0.7 pCi/L Below minimum detectable level.	2013	No	Erosion of natural deposits.						
Gross Alpha		0	15pCi/L	NA	One test <0.5 pCi/L Below minimum detectable level.	2013	No	Erosion of natural deposits.						
* EPA considers 50 pCi/l to be the level of concern. Test results from 2013; because results are so low the next tests currently scheduled for 2019.														
Disinfection By-Products		MCLG	MCL	Quarterly Running Annual Average		Range Low to High		Violation *If yes, month violation occurred	Source					
Trihalomethane THM (ppb)		0	80ppb	52ppb		23ppb to 92ppb		No	By-product of drinking water disinfection.					
Haloacetic Acids Group HAAS (ppb)		0	60ppb	52ppb		34ppb to 110ppb		Yes - October	By-product of drinking water disinfection.					
Total Organic Carbons (TOC)		MCLG	MCL	Running Annual Average		Range Low to High		Violation	Source					
Treatment Technique (TT)		N/A	TT	1.48		1.21-1.76		No	Naturally present in environment					
Total Organic Carbon has no health effects. However, it provides a medium for the formation of disinfection byproducts. These byproducts include trihalomethanes and haloacetic acids. Compliance with the treatment technique reduces the formation of these disinfection byproducts.														
Treatment Technique (TT) Compliance with treatment technique is a removal ratio of 1.0 and higher. The ratio of removal is the actual Total Organic Carbon removed between the source water and treated water.														
Turbidity (NTU)		MCLG	MCL	Annual avg.	Range Low to High	Highest single measurement	Month with lowest average		Source					
Nephelometric (NTU)		N/A	TT	0.04	0.02-0.30	0.30	February-99.4%		Soil runoff.					
Turbidity levels are measured during the treatment process after the water has been filtered, but before disinfection. The turbidity level of filtered water shall be less than or equal to 0.3 NTU in at least 95 percent of the monthly measurements, and shall at no time exceed 1 NTU.														
Secondary Regulated Contaminants														
Secondary Contaminants (units)		PMCL	SMCL	Results		Violation		Source						
Chloride (ppm)		N/A	250ppm	One test 6.24ppm		No		Naturally present in environment						
Sulfate (ppm)		N/A	250ppm	One test 61.1ppm		No		Naturally present in the environment; addition of water treatment substances.						
Total Dissolved Solid (ppm)		N/A	500ppm	One test 115ppm		No		Naturally present in environment						
Non Regulated Substance Monitored														
UCMR3 Results														
Non Regulated Contaminants (units) Samples from Distribution System		MCLG	MCL	Results		Violation		Source						
Chromium (total)		NRL	NRL	< 0.2 ug/L	<0.2 ug/L	NA		Found naturally in rocks, plants, soil and volcanic dust, and animals.						
Cobalt		NRL	NRL	<1 ug/L	<1 ug/L	NA		Naturally present in various minerals.						
Molybdenum		NRL	NRL	<1 ug/L	<1 ug/L	NA		Metal used in manufacturing of steel and cast iron.						
Strontium		NRL	NRL	25.5 ug/L	19-40 ug/L	NA		Fallout from atmospheric nuclear weapons tests conducted in the 1950s and 1960s.						
Vanadium		NRL	NRL	<0.2ug/L	<0.2ug/L	NA		Used in iron and steel manufacturing.						
Chromium-6		NRL	NRL	<0.04 ug/L	<0.03-0.062 ug/L	NA		Found naturally in rocks, plants, soil and volcanic dust, and animals.						
Chlorate		NRL	NRL	280 ug/L	200-330 ug/L	NA		By-product of drinking water disinfection, also found in some pesticides.						
UCMR3 Results Continued														
Non Regulated Contaminants (units) Samples from Entry Point		MCLG	MCL	Results		Violation		Source						
Chromium (total)		NRL	NRL	< 0.2 ug/L	<0.2 ug/L	NA		Found naturally in rocks, plants, soil and volcanic dust, and animals.						
Cobalt		NRL	NRL	<1 ug/L	<1 ug/L	NA		Naturally present in various minerals.						
Molybdenum		NRL	NRL	<1 ug/L	<1 ug/L	NA		Metal used in manufacturing of steel and cast iron.						
Strontium		NRL	NRL	19 ug/L	15-24 ug/L	NA		Fallout from atmospheric nuclear weapons tests conducted in the 1950s and 1960s.						
Vanadium		NRL	NRL	<0.2 ug/L	<0.2 ug/L	NA		Used in iron and steel manufacturing.						
Chromium-6		NRL	NRL	.074 ug/L	.046-.096 ug/L	NA		Found naturally in rocks, plants, soil and volcanic dust, and animals.						
Chlorate		NRL	NRL	228 ug/L	61-410 ug/L	NA		By-product of drinking water disinfection, also found in some pesticides.						
Key to acronyms and abbreviations.														
Non-Detects ND	Laboratory analysis indicates that the constituent is below the detection level.													
Parts per million, PPM & Milligrams per liter MGL	Parts per million and milligrams per liter are the same. One part per million corresponds to one minute in two years, or a penny in \$10,000.													
Parts per billion PPB & Micrograms per liter Mcg/L	Parts per billion and Micrograms per liter are the same. One part per billion corresponds to one minute in 2000 years, or a penny in \$10,000,000.													
Picocuries per liter (pCi/l)	Picocuries per liter is a measure of the radioactivity in the water.													
Nephelometric (NTU) Turbidity unit measurement	Nephelometric turbidity unit is a measure of the clarity of water. Turbidity in excess of 5 NTU is just visibly cloudy with the naked eye.													
Action Level AL	Concentration of a contaminant which, if exceeded, triggers treatment or other requirements a water system must follow.													
Treatment Techniques (TT)	A treatment technique is a required process intended to reduce level of contaminant in drinking water													
Maximum Contaminant Level MCL	The highest level of a contaminate that is allowed in drinking water. MCL's are set as close to the MCLG's as feasible using the best available treatment technology													
Maximum Contaminant Level Goal MCLG	The "Goal" (MCLG) is the level of a contaminant in drinking water below which there is no known or expected risk to MCLG's allow for a margin of safety.													
Maximum Residual Disinfection Level MRDL	The highest level of disinfectant allowed in drinking water. There is convincing evidence that addition of a disinfection is necessary for control of microbial contaminants.													
Maximum Residual Disinfection Level Goal MRDLG	The level of a drinking water disinfectant below which there is no known or expected risk to health. MRDLG does not reflect the benefits of the use of disinfectants.													
No Regulatory Limit NRL	A substance or chemical constituent that is of interest but currently does not have a regulatory limit or concentration.													